

Year 7, 8 and 9

EXPLORE WORK DAY



Explore work programme 2025

- **Programme of Exploring work from Year 7 up to the sixth form**
- **Year 7 one day**
- **Year 8 two days**
- **Year 9 two days**
- **Year 10 whole week**
- **Year 12 whole week**

Explore work programme

	Year 9	Year 8	Year 7
Day	Thursday 15 th & Friday 16 th January 2026	Thursday 5 th & Friday 6 th March 2026	Thursday 30 th April 2026
Deadline for Forms	Monday 5 th Januar 2026	Friday 13 th February 2026	Friday 17 th April 2026

Why?

- Give the students experience of the work place
- Prepare them for the world of work
- Give them the chance to explore career options
- See the value of school and qualifications in the long run
- See what your working day is like and what motivates you
- To give them the opportunity to see what careers and jobs are available

Where could they go or not go?

Could go?

- Office work
- Retail
- Large and small companies
- School, if different to their own

Not suitable

- Hazardous and dangerous jobs: e.g. building sites, somewhere with toxic chemicals
- Jobs that may involve a lot of driving ?
- Parent working from home*
- Some medical situations or counselling jobs might not be appropriate
- Places that have an age restriction such as Pubs
- Please check with the school if you are planning any work experience abroad

Who could they go with?

- If your place of work isn't appropriate or suitable, you could ask a relative or a close friend *who you would trust to look after your child for the day.*
- *They would still have to fill all the forms in and get them signed*

While at work

- Students will have a booklet to fill in and get signed at the end
- There are some activities and tasks in here for them to do
- It may be that you or your boss or HR dept. may have sorted out a programme for them to do, so students should do that
- We will have another assembly for the students before they go and we will go through all these things, and look at things like health and safety.
- We will also have a feedback session afterwards to see what the students have learned from this experience
- We will be using Unifrog to record any skills they have learnt from this experience
- Parents can have a free Unifrog account – contact me for details

Official bits

- Your child will be marked as taking part in work experience on the school register so they won't lose a mark
- **They will be covered by *your* company's insurance and health and safety policy while they are on their premises**
- **We will be asking for your employer's Policy number on the form to check this**
- They will be travelling to and from your place of work with you, a family member or family friend so ***will be your or their responsibility while going to and from work***

While at work

- We will give the student a booklet to fill in and to get signed at the end
- **Plan the day**
Think about what you want them to see but ask them what they want to learn and what they are looking forward to.
- **Seek Advice**
Speak to other parents who have done this before and ask what they may have done differently.
- **Keep them busy.**
Make sure to involve and engage them in your daily routine, so they can see how you tackle problems and find solutions. But don't make it too hands-on; you don't want your child taking important calls or sending work-related emails.
- **Break for lunch.**
When planning out the day, be sure to include costs for breakfast and/or lunch as well as a snack. When you take a break to eat, talk them about what they liked about the day so far and what else they'd like to do.
- **Reward** them for a job well done. At the end of the day, let them take home a souvenir or a certificate of accomplishment.

Other ideas

- Tours of the building, conducted by volunteer employees in relevant departments.
- Part of the day in a different department?
- More interactive activities
- Maybe some team building
- A round-table discussion
- You can ask willing colleagues to demonstrate the most accessible parts of their job
- Quiz the boss!

What's next

- Parents need to talk to their employers and get the forms filled in online, with the **Insurance policy number** attached please
- The survey monkey dates are all different – please see earlier slide.
- We will not be accepting late applications
- There will be another parents meeting/briefing before they go, plus an assembly for the students
- I will send reminders out, **but if the survey is not completed in time the student won't be going**
- Also, if there are details missing like the **insurance number** – they won't go.

Terms and conditions

- By signing and returning the form you are agreeing that:
- Student will travel to and from work with parent/family friend
- Student will be covered by organisation's Insurance
- Student will be covered by 'Health & Safety' practises of the organisation

If students can't go to work with their parents that day

- They should come into school as normal and we will be organising some Work/Careers activities and possibly a modified timetable.
- There is a careers programme that runs through all years from Year 7 upwards so there will be lots of other opportunities to meet employers

Reminder

- I will put all the links, presentations and information you need onto the school website careers page and Class charts too
- Parents/carers you can ring me or email with any questions

These are some of the places
students went in previous
years

Kristian went to Ernst & Young LLP, London



Jackson at RSS Maintenance in Rushden




James Nugent at Lumira DX, Bedford Tech park, Thurleigh;




Work by Archie who spent the morning with the Art & DT technician at Goldington Academy; cutting, sanding and drilling wood to make the frames for the KS3 art display.

The Da Luz family at Axis electronics, and Chloe & Kaydi with the Head teacher at Pilgrim's Prep



Matthew; his placement was Frescos coffee shop and Amelie G at Ziggy Agency Ltd in London




Lorcan's placement was at MJ Saw and Drill Company



Cameron at Police HQ in Kempston




Emily – Open University in MK




Danny Jenkins at Makita in MK



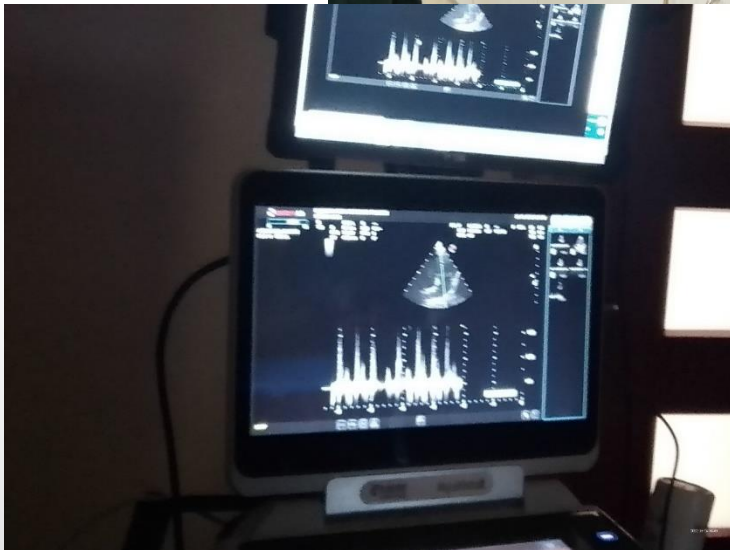

Rhys at Powerworks in Kempston



Josh at Fieldfisher LLP in London



Emily – vets (I don't think she operated!)



Isobel



- This is the lithium ion battery with an embedded thermocouple that Isobel made at WMG (University of Warwick)



Rebecca with her dad at RJA Consultants in Leicestershire

Will's placement was Flamme Rouge Cycles in Bedford



Buddhil visited Reeda Safety Ltd, in Bedford



Daniele working at Kleiderhaus in Bedford



Thomas was at Waulud Primary school, Luton



Any Questions?

