



Information for candidates

2022/23

Produced/reviewed by	
Examinations Office	
Date of next review	September 2023

Contents

Introduction..... 3

Purpose of the Information for candidates booklet 3

Malpractice 3

Social Media..... 3

Copyright..... 3

Privacy Notice 4

Non-examination assessments..... 4

Written examinations 4

On-screen tests 4

Exam Room Posters 5

Contingency day - Summer 2023..... 5

Appendix 1 6

 JCQ Information for candidates – Social media..... 6

Appendix 2 7

 JCQ Information for candidates – Privacy Notice..... 7

Appendix 3 10

 JCQ Information for candidates – Non-examination assessments..... 10

Appendix 4 12

 JCQ Information for candidates – Written exams..... 12

Appendix 5 15

 JCQ Information for candidates – On-screen tests 15

Appendix 6 17

 JCQ Unauthorised Items Poster 17

Appendix 7 18

 JCQ Warning to Candidates Poster 18

Candidate Confirmation..... 19

On your Exam Day checklist20

Introduction

Mark Rutherford is committed to ensuring that candidates are fully briefed on the exam and assessment requirements and are made aware of the required JCQ & Awarding body Information for Candidates documents. The JCQ Information for Candidate documents are included as appendices in this booklet and can be found on the JCQ website using this link www.jcq.org.uk/exams-office/information-for-candidates-documents/

Purpose of the Information for candidates booklet

To provide relevant **JCQ Information for candidates** documents and Exam room posters in advance of any exams & assessments being taken. To inform candidates about malpractice in relation to examinations and assessments and how awarding bodies use their personal data & copyright.

Malpractice

To maintain the integrity of qualifications, strict Regulations are in place, the **Information for candidates** documents are published by **JCQ** to advise candidates of the regulations in place

- Malpractice means any act or practice which is in breach of the Regulations
- Any alleged, suspected or actual incidents of malpractice will be investigated and reported to the relevant awarding body

Social Media

JCQ Information for candidates – Social Media explains the regulations in place relating to social media. You should be aware that the following constitute malpractice:

- Copying or allowing work to be copied – i.e. posting written work on social networking sites prior to an examination/assessment;
- Collusion: working collaboratively with other candidates beyond what is permitted;
- Allowing others to help produce your work or helping others with theirs;
- Being in possession of confidential assessment related information in advance of advance of the examination; Exchanging, obtaining, receiving (even if not requested) or passing on assessment related information by any means of communication (even if just attempting to);
- Failing to report to your centre assessment related information being shared
- Passing on rumours of exam content

Copyright

The copyright of any work created by a candidate that is submitted to an awarding body for assessment (referred to as **Assessment Materials**) belongs to the candidate. By submitting this work, a candidate is granting the awarding body a non-exclusive, royalty-free licence to use their assessment materials (referred to as **Assessment Licence**).

- If a candidate wishes to terminate the awarding body's rights for anything other than assessing his/her work, the awarding body must be notified by the centre and it is at the discretion of the awarding body whether or not to terminate such rights.

Privacy Notice

The awarding bodies collect information about exam candidates. **JCQ Information for candidates – Privacy Notice** explains what information is collected and how it is used.

Non-examination assessments

Candidates will be advised by their subject teacher when Non- examined assessments will take place and the relevant deadlines that they must meet. The regulations are explained in **JCQ Information for candidates-Non-examination assessments**. Candidates must familiarise themselves with this document prior to completing non-examination assessments. The regulations state

- that the work must be your own
- you must not copy someone else work or allow another to copy from you
- you must not write inappropriate, offense or obscene material
- plagiarism, (taking someone else's idea's and trying to pass them off as your own) is taken very seriously and awarding bodies have procedures in place to detect it

Written examinations

The **JCQ Information for candidates – Written examinations** explains the regulations relating to written examinations. Candidates must familiarise themselves with the regulations prior to completing examinations as if they breach them the candidate may be subject to penalty and possible disqualification.

The regulations state candidates

- must be on time
- must not be involved in any unfair or dishonest practice during the exam
- must not introduce unauthorised materials
- must listen to invigilators and read instructions on front of question paper carefully
- must not communicate with or disturb other candidates
- must not write inappropriate, offensive or obscene material

On-screen tests

The **JCQ Information for candidates – Onscreen test**. Candidates must familiarise themselves with these regulations prior to completing onscreen test, additional information is included specific to onscreen testing as opposed to written examinations.

The regulations state candidates

- must be on time
- must not be involved in any unfair or dishonest practice during the exam
- must not introduce unauthorised materials
- must listen to invigilators and read exam instructions carefully
- must not communicate with or disturb other candidates
- must not submit inappropriate, offensive or obscene material
- must inform invigilators in experiencing system delays or other IT irregularities
- Ensure any print out you submit are you own

Exam Room Posters

The **JCQ Unauthorised Items & Warning to Candidates** posters are displayed outside of examination rooms. Candidates must familiarise themselves with these prior to completing written examinations or onscreen tests and are reminded that examination conditions apply from the moment they enter the examination room.

These posters remind candidates

- with a summary of the Information to candidate documents for written and onscreen tests
- not be involved in any unfair or dishonest practice during the examination
- that possession of a mobile phone or other unauthorised material is a serious offence which may lead to disqualification

Contingency days - Summer 2023

Notice of Exam Contingency Days -Thursday 8th June (afternoon), Thursday 15th June (afternoon) and Wednesday 28th June (all day)

- The qualification regulators, JCQ and government departments responsible for education have jointly agreed that Exam contingency days are introduced in the event of national or local disruption to the examinations system affecting a significant number of candidates.
- All candidates must therefore remain available to sit their examinations up to and including the contingency days should an exam board need to invoke its contingency plan.
- Where candidates choose not to be available for the rescheduled examination(s) for reasons other than those covered by special consideration, they will not be eligible for enhanced grading arrangements.

JCQ Information for candidates – Social media



**Information for candidates
Using social media and examinations/assessments**



This document has been written to help you stay within exam regulations. Please read it carefully.

Image by Raafiqe Jones

We all like to share our experiences when taking exams and sharing ideas with others online can be helpful when you're studying or revising.

However, it is important to consider what you say and to think about what information is being shared as there are limits to what you can share and you need to be careful not to break the rules. The rules are in place to ensure that exams are fair to everyone, students don't become worried about false rumours and any real issues can be sorted out quickly by the right people.

We'd like to ask you to act responsibly when discussing online. If you're in doubt about what you can and can't discuss online regarding your exams, it's always best to check with your teacher.

If you receive what is or what looks to be assessment related information through social media, or any other means, you must tell your teacher or another member of staff. You must show them what you have received (if available). They will then report the matter to the awarding body and it will be investigated.

Where candidates breach the rules for examinations, controlled assessments, coursework or non-examination assessments, awarding bodies have an obligation to investigate and may apply penalties.



Image by Ben Wright

You need to know that the following would be malpractice:

- copying or allowing work to be copied – e.g. posting written work on social networking sites prior to an examination/assessment;
- collusion: allowing others to help produce your work or helping others with theirs;
- asking others about what questions your exam will include (even if no one tells you);
- having or sharing details about exam questions before the exam - whether you think these are real or fake; or
- not telling exam boards or your school/college about exam information being shared.

Penalties that awarding bodies apply include:

- a written warning;
- the loss of marks for a section, component or unit;
- disqualification from a unit, all units or qualifications; or
- a ban from taking assessments or exams for a set period of time.

Please take the time to familiarise yourself with the JCQ rules:

<http://www.jcq.org.uk/exams-office/information-for-candidates-documents>



JCQ 2022 – Effective from September 2022

JCQ Information for candidates – Privacy Notice



Information for Candidates

Information About You and How We Use It

You have entered general or vocational qualifications such as GCSE, A-level, functional skills qualifications etc with one or more of the awarding bodies listed above. In order to be able to provide examinations and assessments, the awarding body needs to collect and use information about you. This notice provides you with a high level summary of the information the awarding body is required by law to give you about what happens to that information. For more detail see each awarding body's full Privacy Notice:

AQA	https://www.aqa.org.uk/about-us/privacy-notice
CCEA	https://ccea.org.uk/legal/privacy-notice
City & Guilds	https://www.cityandguilds.com/help/help-for-learners/learner-policy
NCFE	https://www.ncfe.org.uk/legal-information
OCR	https://www.ocr.org.uk/about/our-policies/website-policies/privacy-policy/
Pearson	https://qualifications.pearson.com/en/about-us/qualification-brands/gdpr.html
WJEC	https://www.wjec.co.uk/home/privacy-policy/

Who we are and how to contact us

Each awarding body is a separate organisation. Your school or examination centre will be able to confirm to you which awarding body is delivering each qualification you are undertaking and you will receive a statement confirming what qualifications you have been entered for and which awarding body. You will find links to each awarding body's website and information on how to contact them here: <https://www.jcq.org.uk/contact-our-members/>

Information about you and from where it is obtained

Each awarding body whose qualifications you enter will need to use a variety of information about you. This includes obvious identification details such as your name, address, date of birth and your

school or examination centre. It also includes information about your gender, race and health, where appropriate. This information is provided by you or your parents/guardians and/or by your school or examination centre.

Each awarding body will create certain information about you such as a candidate number, examination results and certificates.

You will find further information about this in the awarding bodies' full Privacy Notice (see links above) or by contacting the awarding body (see above).

What happens to the information about you

The awarding bodies use the information about you to deliver the examinations and assessments which you have entered. This includes making a variety of arrangements for you to sit the examinations or assessments, marking, providing you and your school or centre with results and certificates. The awarding bodies also use some of the information about you for equality monitoring and other statistical analysis.

The awarding bodies may share information about your results with official bodies such as the Department for Education and the examinations regulators (e.g. Ofqual in England) and also relevant local authorities and the Universities and Colleges Admissions Service (UCAS). An awarding body may also use information about you to investigate cheating and other examination malpractice and will share information about malpractice with other awarding bodies.

The awarding bodies take the security of the information about you that they hold seriously.

You will find further, technical information about what the awarding bodies do with information about you, why and the legal basis in the awarding bodies' full Privacy Notice, which can be accessed here (see links on page one) or by contacting the awarding body (see above).

Your rights

The law gives you a number of rights in relation to the information about you that the awarding bodies hold. Those rights are:

- Access – you are entitled to ask each awarding body about the information it holds about you.
- Rectification – you are entitled to ask each awarding body to correct any errors in the information that it holds about you.
- Erasure – in certain circumstances you are entitled to ask each awarding body to erase the information about you that it holds.
- Object to or restrict processing – in certain circumstances you are entitled to ask each awarding body to stop using information about you in certain ways.
- Complain – you are entitled to complain to the Information Commissioner (the body regulating the use of personal information) about what each awarding body does with information about you.

You will find further information about your rights in relation to information about you in the awarding bodies' full Privacy Notice, which can be accessed here (see links on page one) or by contacting the awarding body (see above).

How long the information about you is held

Each awarding body retains information about you only for as long as it is needed. Some of the information is needed only during the period in which you are undertaking the examination or assessment and is securely destroyed a short while afterwards. Other information about you, such as your name, gender, address, qualification and subjects entered and the results, are held indefinitely and for at least 40 years.

Each awarding body has its own retention policy that sets out what information it retains, how it is retained and for how long. You can find out more about retention policies by contacting each awarding body (see above).

How to find out more about the information about you that the awarding bodies use

To find out more about the information about you that the awarding bodies collect and use, including what happens to that information and why, you can review the awarding bodies' full Privacy Notice, which can be accessed here (see links on page one) or contact the awarding body. You will find links to each awarding body's website and information on how to contact them here: <https://www.jcq.org.uk/contact-our-members/>.

Please note

It is important to note that this notice concerns only how the awarding bodies use information about you (called your "personal data"). Complaints about how an awarding body handles your personal data can be made to the Information Commissioner (www.ico.org.uk). Information about the examinations and assessments themselves, including the rules about assessments, can be found on the JCQ Exams Office pages (www.jcq.org.uk/exams-office). The awarding bodies are regulated by Ofqual (<https://www.gov.uk/government/organisations/ofqual>) in England; Qualifications Wales (www.qualificationswales.org) in Wales, and the Council for the Curriculum, Examinations and Assessment (<http://ccea.org.uk/regulation>) in Northern Ireland.

JCQ Information for candidates – Non-examination assessments

Preparing your work — good practice

If you receive help and guidance from someone other than your teacher, you **must** tell your teacher who will then record the nature of the assistance given to you.

If you worked as part of a group on an assignment, for example undertaking field research, you **must** each write up your own account of the assignment. Even if the data you have is the same, you **must** describe in your own words how that data was obtained and you **must independently draw your own conclusions from the data**.

You **must** meet the deadlines that your teacher gives you. Remember – your teachers are there to guide you. Although they cannot give you direct assistance, they can help you to sort out any problems before it is too late.

Take care of your work and keep it safe. **Do not** leave it lying around where your classmates can find it or share it with anyone, including posting it on social media. You must always keep your work secure and confidential whilst you are preparing it; **do not** share it with your classmates. If it is stored on the computer network, keep your password secure. Collect all copies from the printer and destroy those you do not need.

Do not be tempted to use pre-prepared online solutions – this is cheating.

Electronic tools used by awarding bodies can detect this sort of copying.

You **must not** write inappropriate, offensive or obscene material.

Research and using references

In some subjects you will have an opportunity to do some independent research into a topic.

The research you do may involve looking for information in published sources such as textbooks, encyclopedias, journals, TV, radio and on the internet.

Using information from published sources (including the internet) as the basis for your assignment is a good way to demonstrate your knowledge and understanding of a subject. You **must** take care how you use this material though – you **cannot** copy it and claim it as your own work.

The regulations state that:

‘the work which you submit for assessment **must** be your own’;

‘you **must not** copy from someone else or allow another candidate to copy from you’.

When producing a piece of work, if you use the same wording as a published source, you **must** place quotation marks around the passage and state where it came from. This is called ‘referencing’. You **must** make sure that you give detailed references for everything in your work which is not in your own words. A reference from a printed book or journal should show the name of the author, the year of publication and the page number, for example: Morrison, 2000, p29.

For material taken from the internet, your reference should show the date when the material was downloaded and **must** show the precise web page, not the search engine used to locate it. This can be copied from the address line. For example: http://news.bbc.co.uk/onthistday/hi/dates/stories/october/28/newsid_2621000/2621915.stm, downloaded 5 February 2023.

You may be required to include a bibliography at the end of your piece of written work. Your teacher will tell you whether a bibliography is necessary. Where required, your bibliography **must** list the full details of publications you have used in your research, even where these are not directly referred to, for example: Curran, J. *Mass Media and Society* (Hodder Arnold, 2005).

If you copy the words or ideas of others and do not show your sources in references and a bibliography, this will be considered as cheating.

Plagiarism

Plagiarism involves taking someone else's words, thoughts or ideas and trying to pass them off as your own. **It is a form of cheating which is taken very seriously.**

Don't think you won't be caught; there are many ways to detect plagiarism.

- Markers can spot changes in the style of writing and use of language.
- Markers are highly experienced subject specialists who are very familiar with work on the topic concerned — they may have read the source you are using, or even marked the work you have copied from!

Internet search engines and specialised computer software can be used to match phrases or pieces of text with original sources and to detect changes in the grammar and style of writing or punctuation.

Penalties for breaking the regulations

If it is discovered that you have broken the regulations, one of the following penalties will be applied:

- the piece of work will be awarded zero marks;
- you will be disqualified from that component for the exam series in question;
- you will be disqualified from the whole subject for that examination series;
- you will be disqualified from all subjects and barred from entering again for a period of time.

The awarding body will decide which penalty is appropriate.

REMEMBER – IT'S YOUR QUALIFICATION SO IT NEEDS TO BE YOUR OWN WORK

JCQ Information for candidates – Written exams**A. Regulations – Make sure you understand the rules**

- 1 Be on time for all your exams. If you are late, your work might not be accepted.
- 2 **Do not** become involved in any unfair or dishonest practice during the exam.
- 3 If you try to cheat, or break the rules in any way, you could be disqualified from all your subjects.
- 4 You **must not** take into the exam room:
 - (a) notes;
 - (b) an iPod, a mobile phone, a MP3/4 player or similar device, or a watch.

Any pencil cases taken into the exam room **must** be see-through.

Remember: possession of unauthorised material is breaking the rules, even if you do not intend to use it, and you will be subject to penalty and possible disqualification.

- 5 If you have a watch, the invigilator will ask you to hand it to them.
- 6 **Do not** use correcting pens, fluid or tape, erasable pens, highlighters or gel pens in your answers.
- 7 **Do not** talk to or try to communicate with, or disturb other candidates once the exam has started.
- 8 You **must not** write inappropriate, obscene or offensive material.
- 9 If you leave the exam room unaccompanied by an invigilator before the exam has finished, you **will not** be allowed to return.
- 10 **Do not** borrow anything from another candidate during the exam.

B. Information – Make sure you attend your exams and bring what you need

- 1 Know the dates and times of all your exams. Arrive at least ten minutes before the start of each exam.
- 2 If you arrive late for an exam, report to the invigilator running the exam.
- 3 If you arrive more than one hour after the published starting time for the exam, you may not be allowed to take it.
- 4 Only take into the exam room the pens, pencils, erasers and any other equipment which you need for the exam.
- 5 You must write clearly and in black ink. Coloured pencils or inks may only be used for diagrams, maps, charts, etc. unless the instructions printed on the front of the question paper state otherwise.

C. Calculators, dictionaries and computer spell-checkers

- 1 You may use a calculator unless you are told otherwise.
- 2 If you use a calculator:
 - (a) make sure it works properly; check that the batteries are working properly;
 - (b) clear anything stored in it;
 - (c) remove any parts such as cases, lids or covers which have printed instructions or formulae;
 - (d) **do not** bring into the exam room any operating instructions or prepared programs.
- 3 **Do not** use a dictionary or computer spell checker unless you are told otherwise.

D. Instructions during the exam

- 1 Always listen to the invigilator. Always follow their instructions.
- 2 Tell the invigilator at once if:
 - (a) you think you have not been given the right question paper or all of the materials listed on the front of the paper; (b) the question paper is incomplete or badly printed.
- 3 Read carefully and follow the instructions printed on the question paper and/or on the answer booklet.
- 4 **Do not** start writing anything until the invigilator tells you to fill in all the details required on the front of the question paper and/ or the answer booklet before you start the exam. **Do not** open the question paper until you are instructed that the exam has begun.
- 5 Remember to write your answers within the designated sections of the answer booklet.
- 6 Do your rough work on the proper exam stationery. Cross it through and hand it in with your answers.

Make sure you add your candidate details to any additional answer sheets that you use, including those used for rough work.

E. Advice and assistance

- 1 If on the day of the exam you feel that your work may be affected by ill health or any other reason, tell the invigilator.
- 2 Put up your hand during the exam if:
 - (a) you have a problem and are in doubt about what you should do;
 - (b) you do not feel well;
 - (c) you need more paper.
- 3 **You must** not ask for, and will not be given, any explanation of the questions.

F. At the end of the exam

- 1** If you have used more than one answer booklet and/or any supplementary answer sheets, place them in the correct order.

Place any loose additional answer sheets inside your answer booklet. Make sure you add your candidate details to any additional answer sheets that you use.

- 2** **Do not** leave the exam room until told to do so by the invigilator.
- 3** **Do not** take any stationery from the exam room. This includes the question paper, answer booklets used or unused, rough work or any other materials provided for the exam.

©JCQ 2022 – Effective from 1 September 2022

JCQ Information for candidates – On-screen tests**A. Regulations – Make sure you understand the rules**

- 1 Be on time for your on-screen test(s). If you are late, your work might not be accepted.
- 2 **Do not** become involved in any unfair or dishonest practice during the on-screen test.
- 3 If you try to cheat, or break the rules in any way, you could be disqualified from all your subjects.
- 4 Only take into the exam room the materials and equipment which are allowed.
- 5 You **must not** take into the exam room:
 - (a) notes;
 - (b) an iPod, a mobile phone, a MP3/4 player or similar device, or a watch.
Unless you are told otherwise, you **must not** have access to:
 - (c) the internet, email, data stored on the hard drive, or portable storage media such as floppy disks, CDs and memory sticks;
 - (d) pre-prepared templates.

Remember: possession of unauthorised material is breaking the rules, even if you do not intend to use it, and you will be subject to penalty and possible disqualification.
- 6 If you have a watch, the invigilator will ask you to hand it to them.
- 7 **Do not** talk to or try to communicate with or disturb other candidates once the on-screen test has started.
- 8 If you leave the exam room unaccompanied by an invigilator before the on-screen test has finished, you **will not** be allowed to return.
- 9 **Do not** borrow anything from another candidate during the on-screen test.

B. Information – Make sure you attend your on-screen test and bring what you need

- 1 Know the date and time of your on-screen test(s). Arrive at least ten minutes before the start of your on-screen test.
- 2 If you arrive late for an on-screen test, report to the invigilator running the test.
- 3 If you arrive more than one hour after the published starting time for the on-screen test, you may not be allowed to take it.
- 4 Your centre will inform you of any equipment which you may need for the on-screen test.

C. Calculators, dictionaries and computer spell-checkers

- 1 You may use a calculator unless you are told otherwise.
- 2 If you use a calculator:
 - (a) make sure it works properly; check that the batteries are working properly;
 - (b) clear anything stored in it;
 - (c) remove any parts such as cases, lids or covers which have printed instructions or formulae;
 - (d) **do not** bring into the examination room any operating instructions or prepared programs.
- 3 **Do not** use a dictionary or computer spell checker unless you are told otherwise.

D. Instructions during the on-screen test

- 1 Always listen to the invigilator. Always follow their instructions.
- 2 Tell the invigilator at once if:
 - (a) you have been entered for the wrong on-screen test;
 - (b) the on-screen test is in another candidate's name;
 - (c) you experience system delays or any other IT irregularities.

You may be given a question paper or the instructions may be on screen. In either case, read carefully and follow the instructions. **Do not** open the question paper until you are instructed that the exam has begun.

E. Advice and assistance

- 1 If on the day of the on-screen test you feel that your work may be affected by ill health or any other reason, tell the invigilator.
- 2 Put up your hand during the on-screen test if:
 - (a) you have a problem with your computer and are in doubt about what you should do;
 - (b) you do not feel well.

You **must not** ask for, and will not be given, any explanation of the questions.

F. At the end of the on-screen test

- 1 Ensure that the software closes at the end of the on-screen test.
- 2 If you are required to print off work outside the time allowed for the on-screen test, ensure that you collect your own work. You **must not** share your work with other candidates. Make sure that another candidate does not collect your printout(s).
- 3 **Do not** leave the exam room until told to do so by the invigilator.
- 4 **Do not** take any stationery from the exam room. This includes rough work, printouts or any other materials provided for the on-screen test

JCQ Unauthorised Items Poster



AQA

City & Guilds

CCEA


OCR

Pearson

WJEC

NO MOBILE PHONES NO WATCHES

NO POTENTIAL TECHNOLOGICAL/WEB
ENABLED SOURCES OF INFORMATION



Possession of unauthorised items, such as a mobile phone
or any watch, is a serious offence and could result in

DISQUALIFICATION

from your examination and your overall qualification.

This poster must be displayed in a prominent place outside each examination room.

JCQ Warning to Candidates Poster



AQA	City & Guilds	CCEA	OCR	Pearson	WJEC
-----	---------------	------	-----	---------	------

Warning to candidates

1. You **must** be on time for all your examinations.
2. **Possession of a mobile phone** or other unauthorised material **is not allowed** even if you do not intend to use it. You will be subject to penalty and possible disqualification from the exam/qualification.
3. You **must not** talk to, attempt to communicate with or disturb other candidates once you have entered the examination room.
4. You **must** follow the instructions of the invigilator.
5. You **must not** sit an examination in the name of another candidate.
6. You **must not** become involved in any unfair or dishonest practice in any part of the examination.
7. If you are confused about anything, only speak to an invigilator.

The *Warning to candidates* must be displayed in a prominent place outside each examination room. This may be a hard copy A3 paper version or an image of the poster projected onto a wall or screen for all candidates to see.

Effective from 1 September 2022

Candidate Confirmation

Regulations concerning the conduct of examinations

Now that you have read this booklet you should be able to confirm that you now understand the regulations concerning the conduct of assessment & examinations and the consequences of committing malpractice. If when you read the statements below you are unsure please ask your teacher or contact examinations office.

I confirm that prior to my assessments and/or examinations taking place:

I understand the JCQ *Information for candidates documents* as they relate to the qualifications I am taking

Non-examination assessments (2022-2023), Written exams (2022-23), On-screen tests (2022-2023), Social media (Effective from 1 September 2022)

I understand the content of the JCQ Unauthorised Items and Warning to Candidates posters

Malpractice

To maintain the integrity of qualifications, strict Regulations are in place. Malpractice means any act or practice which is in breach of the Regulations.

Any person involved in completing examinations/assessments where malpractice is suspected, or alleged, personal data about them will be provided to the awarding body (or bodies) whose examinations/assessments are involved. Personal data about them may also be shared with other awarding bodies, the qualifications regulator or professional bodies in accordance with the JCQ publication *Suspected Malpractice – Policies and Procedures*.

The following constitute malpractice:

- copying or allowing work to be copied – i.e. posting written work on social networking sites prior to an examination/assessment
- collusion: working collaboratively with other candidates beyond what is permitted
- allowing others to help produce your work or helping others with theirs
- being in possession of confidential assessment related information in advance of the examination
- exchanging, obtaining, receiving (even if not requested) or passing on assessment related information by any means of communication (even if just attempting to)
- failing to report to your centre assessment related information being shared online
- passing on rumours of exam content
- introduction of unauthorised material into the examination room
- breaches of examination conditions
- undermining the integrity of examinations/assessments

Personal data

The JCQ information for candidates document – *Privacy Notice (Information About You and How We Use It)* - explains how awarding bodies collect information about examination candidates.

I confirm this notice has been brought to my attention

I understand that my personal data (where required by the awarding bodies for the purpose of examining and awarding qualifications) has been supplied within the terms of the General Data Protection Regulation, the Data Protection Act 2018 and the Freedom of Information Act 2000

Copyright

The copyright of any work created by a candidate that is submitted to an awarding body for assessment (referred to as **Assessment Materials**) belongs to the candidate. By submitting this work, a candidate is granting the awarding body a non-exclusive, royalty-free licence to use their assessment materials (referred to as **Assessment Licence**). If a candidate wishes to terminate the awarding body's rights for anything other than assessing his/her work, the awarding body must be notified by the centre and it is at the discretion of the awarding body whether or not to terminate such rights.

Candidate Name

Tutor Group

Candidate Signature

Dated


On your exam day

This checklist will help you to be as prepared as possible for your exams, so that on the day itself you can focus on doing your best.

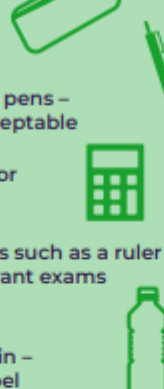
Before sitting your exams, ensure you know:

- the date, time and location of your exams – you might find it helpful to write this information in a calendar or planner
- who to contact at school or college in case there's an emergency that makes you late or unable to sit your exam

What you cannot take into exams:

- any type of phone
 - revision notes
 - any type of watch (this includes analogue, digital and smart watches)
- 

What you will need:

- a clear pencil case
 - at least two black ink pens – blue pens are not acceptable
 - an approved calculator for relevant exams
 - appropriate apparatus such as a ruler or protractor for relevant exams
 - a clear water bottle if you wish to take one in – it must not have a label
- 

Other important information:

- Listen carefully to the invigilator's instructions which will be specific to your exam. If you are unsure of anything, please raise your hand and wait for the invigilator.
- Fill in your details on the front of your answer booklet.
- If you need additional answer sheets, raise your hand and wait for an invigilator who will provide you with one. Remember to add your details to this booklet too.
- If you need to use the toilet or feel unwell, raise your hand and wait for an invigilator who will escort you from the exam room.
- Make sure you stay silent – talking to a fellow candidate could result in disqualification from all your exams.

If you have any questions about the format on the day, please ask your teacher or exams officer.



You can also find useful information about preparing for exams at www.jcq.org.uk/exams-office/information-for-candidates-documents